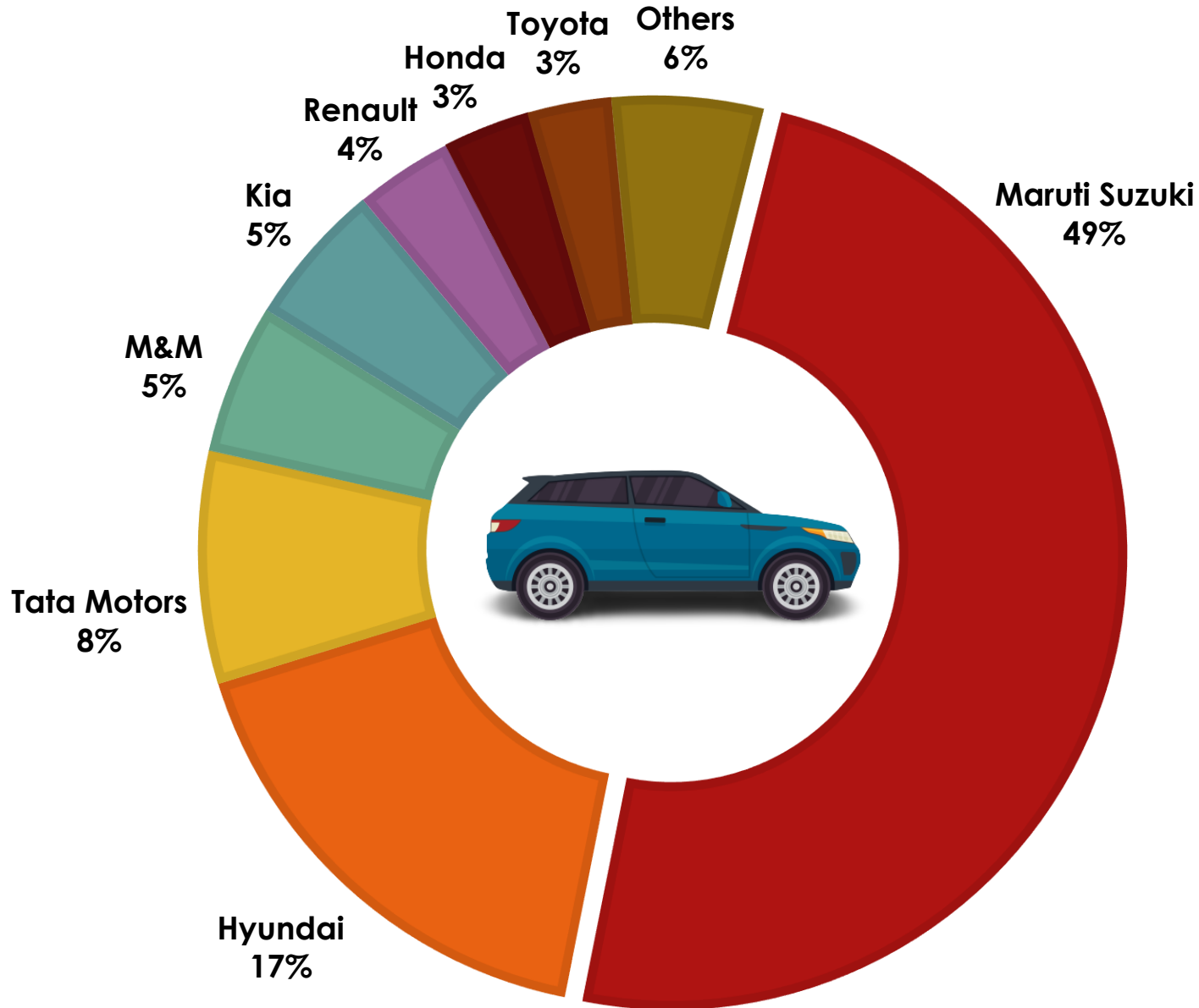

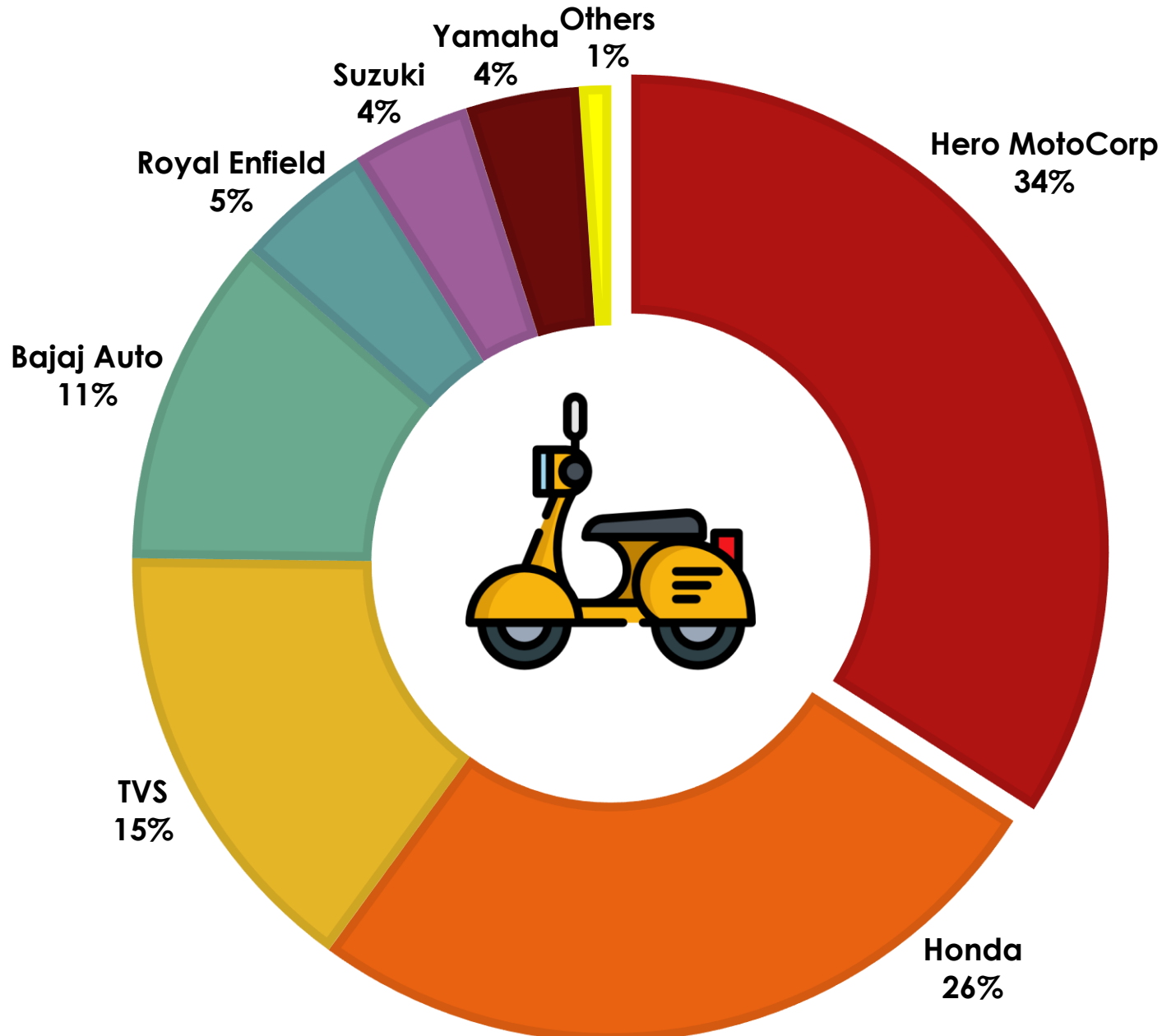


Passenger Vehicles Market Share (Jan 2021)



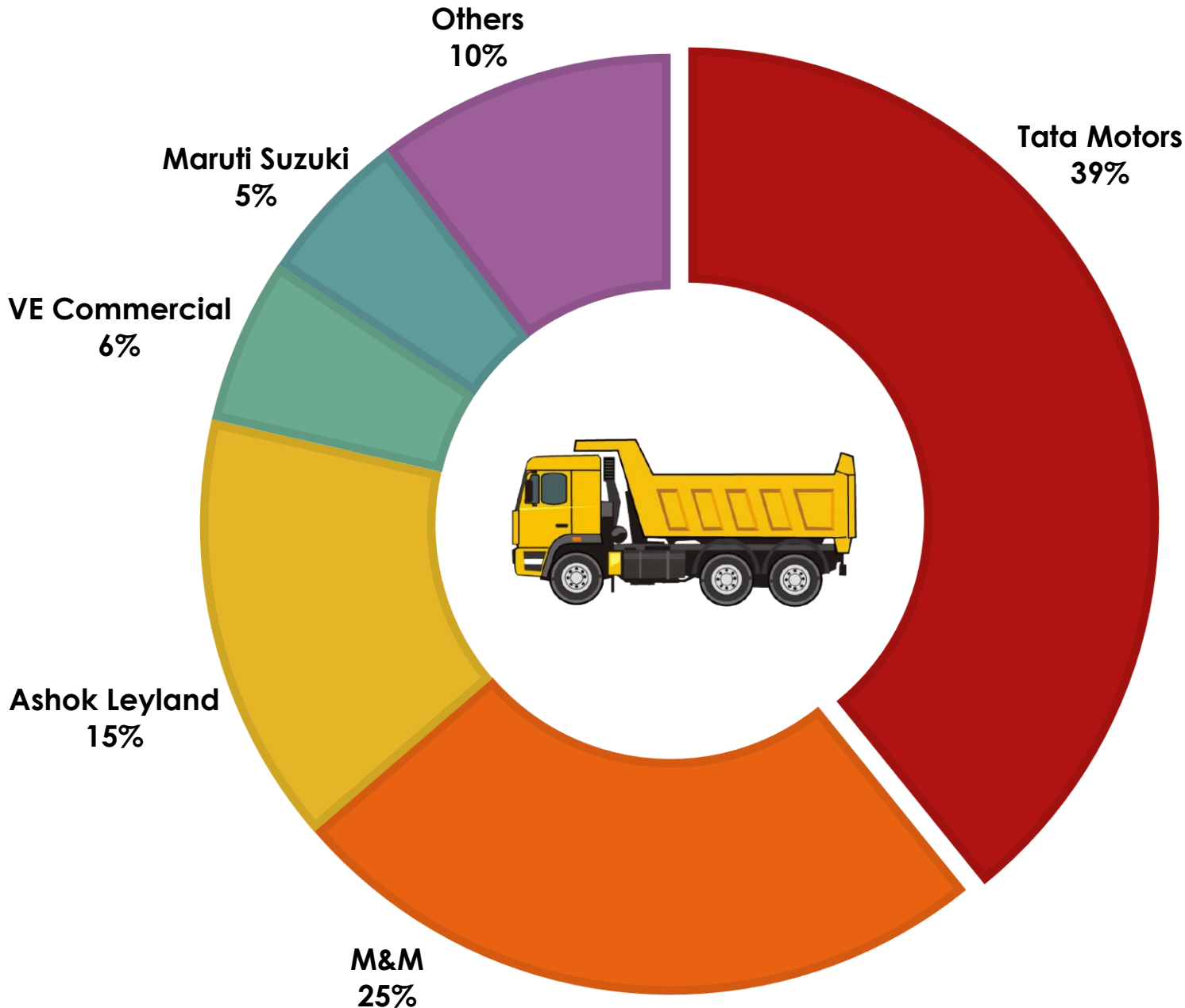
	Jan 2021	Jan 2020	Change	
Maruti	1,38,690	1,51,585	9.3%	▼
Hyundai	48,250	46,204	4.24%	▲
Tata	23,267	16,611	40.1%	▲
M&M	15,031	19,257	21.9%	▼
Kia	14,470	9,963	45.24%	▲
Renault	9,775	11,060	11.62%	▼
Honda	8,703	9,457	7.97%	▼
Toyota	8,372	9,456	11.46%	▼
Others	15,153	21,224	28.6%	▼
Total	2,81,666	2,94,817	4.46%	▼

Two-Wheelers Market Share (Jan 2021)



	Jan 2021	Jan 2020	Change
Hero	3,96,074	4,69,804	15.7% ▼
Honda	3,02,329	3,10,922	2.76% ▼
TVS	1,76,307	1,83,372	3.85% ▼
Bajaj Auto	1,30,735	1,53,195	14.7% ▼
Royal Enfield	54,461	53,038	2.68% ▲
Suzuki	46,611	50,186	7.1% ▼
Yamaha	44,511	41,137	8.2% ▲
Others	12,294	13,654	9.96% ▼
Total	11,63,322	12,75,308	8.78% ▼

Commercial Vehicles Market Share (Jan 2021)



	Jan 2021	Jan 2020	% Change	
Tata Motors	21,877	31,028	29.5%	▼
M&M	13,673	19,840	31.1%	▼
Ashok L.	8,333	10,364	19.6%	▼
VE Comm.	3,192	3,847	17.03%	▼
Maruti	3,001	2,924	2.63%	▲
Others	5,759	6,409	10.14%	▼
Total	55,835	74,439	25%	▼